

TYNE & WEAR  
**museums**

# Annual Report 2008/09

Supporting Information

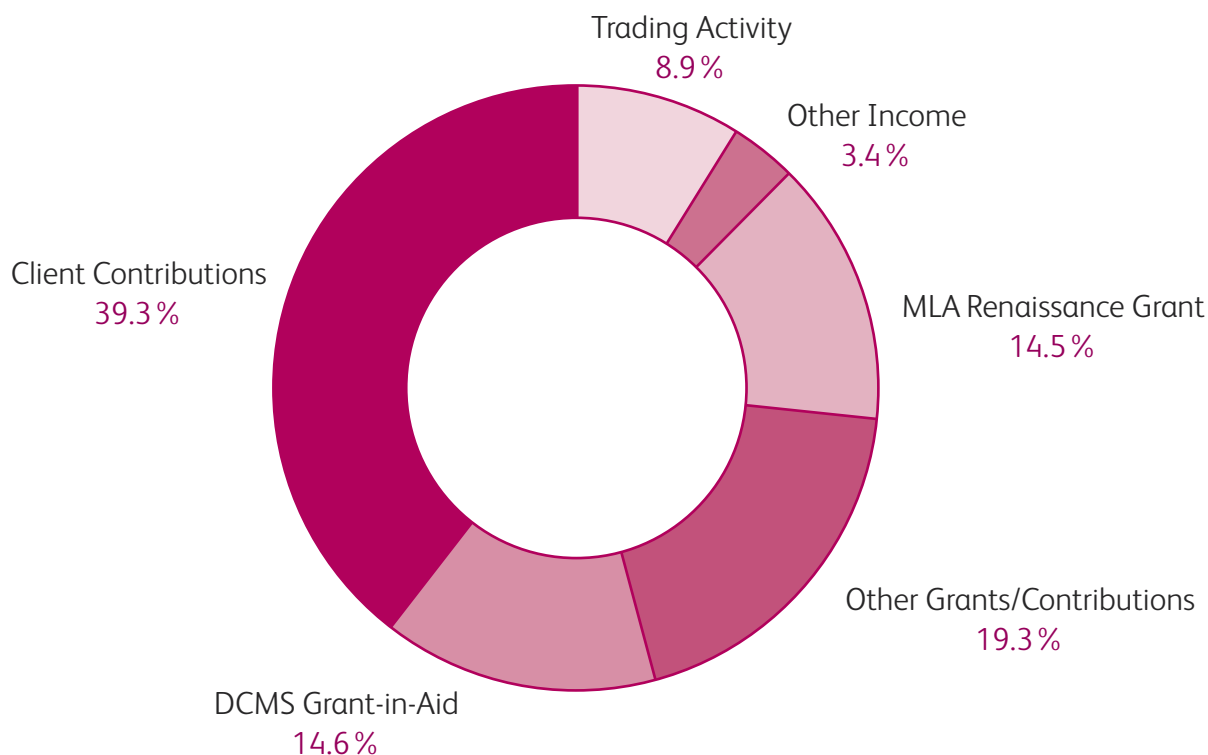
**Financial Results 2008/09**

## Summary of Financial Results 2008/09

The principal financial results of the year can be summarised as follows:

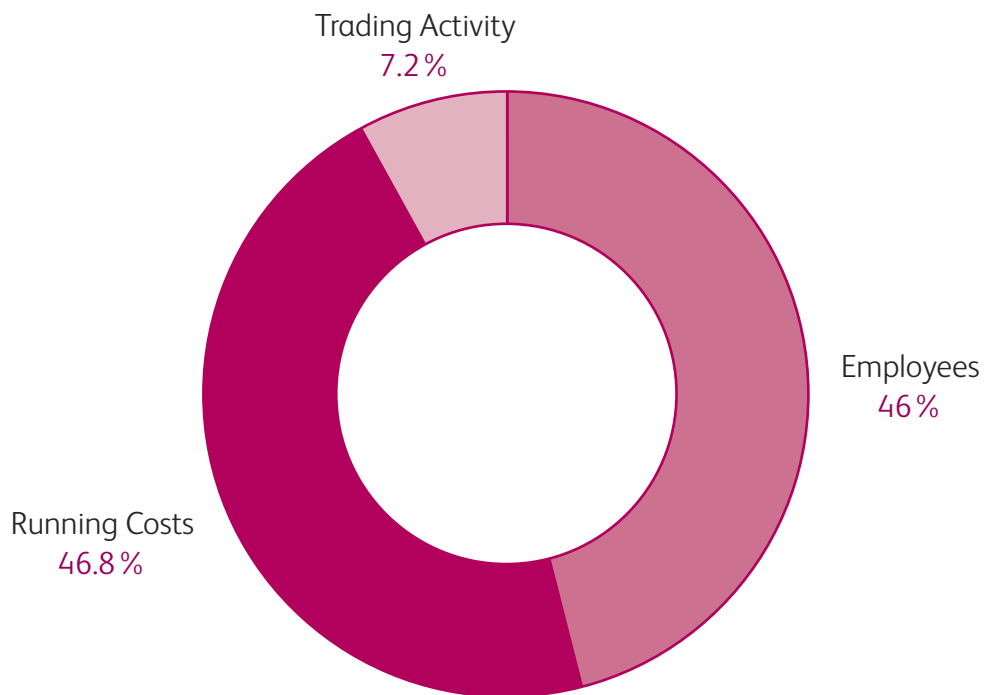
- Gross operating expenditure was £14,970,923 an increase of £1,201,387 (8.7%) over 2007/08.
- The expenditure on core activity was primarily financed by client contributions of £5,947,785 and a Grant-in-Aid (G-i-A) from the Department for Culture, Media and Sport of £2,205,500.
- In 2008/09, TWM received a grant of £2,187,450 from the MLA Council in respect of the Renaissance programme.
- The gross operating expenditure in respect of the Great North Museum (GNM) was £474,310. This was financed primarily by a University contribution of £466,830. Any shortfall of income over expenditure incurred in relation to the GNM is 100% recoverable from the University of Newcastle upon Tyne.
- Gross operating expenditure on projects was £3,679,841. This was financed by grants and income generation.
- The turnover for external trading activity in respect of shop sales, gallery hire and café franchises was £652,161 while the Archaeology Unit earned £687,799.

# Where the money comes from



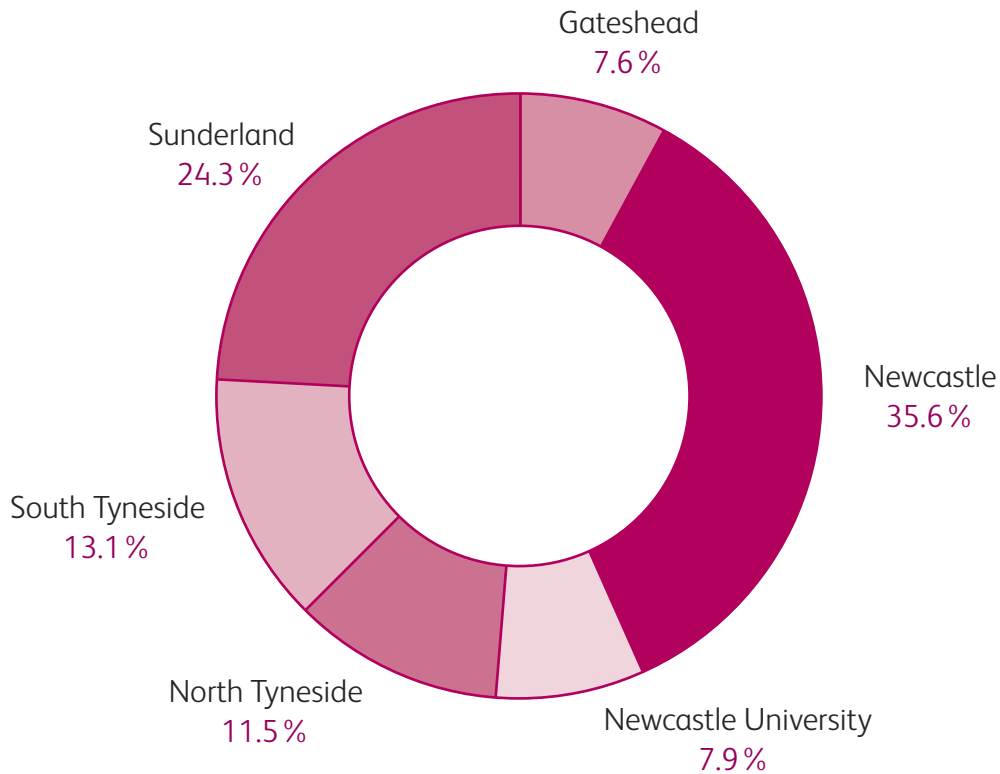
2007/08 £000		2008/09 £000	%	Change £000
(5,604)	Client Contributions	(5,948)	39.3	(344)
(1,796)	DCMS Grant-in-Aid	(2,206)	14.6	(410)
(2,549)	MLA Renaissance Grant	(2,187)	14.5	362
(2,331)	Other Grants & Contributions	(2,923)	19.3	(592)
(1,430)	Trading Activity	(1,340)	8.9	90
(456)	Other Income	(519)	3.4	63
<b>(£14,166)</b>		<b>(£15,123)</b>	<b>100.0</b>	<b>(£957)</b>

# What the money was spent on



2007/08 £000		2008/09 £000	%	Change £000
6,529	Employees	6,888	46.0	359
6,046	Running Costs	7,002	46.8	956
1,195	Trading Activity	1,081	7.2	(114)
<b>£13,770</b>		<b>£14,971</b>	<b>100.0</b>	<b>£1,201</b>

# Analysis of client contributions



2007/08 £000		2008/09 £000	%	Change £000
(430)	Gateshead	(455)	7.6	(25)
(2,104)	Newcastle	(2,120)	35.6	(16)
(673)	North Tyneside	(683)	11.5	(10)
(767)	South Tyneside	(778)	13.1	(11)
(1,412)	Sunderland	(1,445)	24.3	(33)
(218)	Newcastle University	(467)	7.9	(249)
<b>(£5,604)</b>		<b>(£5,948)</b>	<b>100.0</b>	<b>(£344)</b>

The full Statement of Accounts is published in the Draft Treasurer's Report and Accounts 2008/09 and is available on request from the Senior Manager:  
Corporate Affairs, Tyne & Wear Museums, Blandford Square, Newcastle upon Tyne, NE1 4JA  
or on the TWAM website at [www.twmuseums.org.uk](http://www.twmuseums.org.uk)